

Stage 4 — Seatbelt only

- It's recommended you keep children in the back seat until 12 years of age.



- The lap belt should fit low over the pelvic bones.
 - Shoulder belt should fit over the shoulder and snug across the chest.
 - Never put the shoulder belt under the arm or behind the back. This could cause serious injury in the event of a crash.
- Keep the seat in an upright position, not reclined. Seatbelts were designed for upright seating. A deeply reclined seat can cause a passenger to slide out from under the seatbelt in the event of a crash.

Note: It's okay to exceed the legal requirements if in accordance with the manufacturers' maximum height/weight specifications for a seat.

More information

Child Seat Info Line 1-877-247-5551

www.childseatinfo.ca

icbc.com/roadsafety

Statement of Limitation

The information in this publication is intended to provide general information only and is not intended to provide legal or professional advice. We have used plain language to summarize some of the terms of the policy that is the topic of this publication to help readers understand some of the laws affecting the topic of this publication at the date it was written. You should follow the more detailed wording and requirements of current applicable statutes and regulations or policy, even if they contradict the wording and requirements set out in this publication.

TS264S (082010)

icbc.com

child car seats



keeping your
children **safe**

building trust. driving confidence.



Child passenger safety best practices

Each year in B.C., an average of 1,300 children under age nine are injured and three are killed in motor vehicle crashes. Every time a child travels as a passenger in a motor vehicle, they are at risk of being involved in a collision. Research shows that a correctly used child safety seat reduces the risk of fatality by 71 per cent and the risk of serious injury by 67 per cent. A child who is not properly restrained can be ejected from the vehicle or thrown around the vehicle, resulting in significant injuries or death.

The correct use of a Canadian Motor Vehicle Safety Standards (CMVSS) — approved child safety seat will ensure a child is properly restrained and significantly reduce their risk of serious injury or death in the event of a crash. It's your responsibility as the driver to make sure that all your passengers are properly secured with seatbelts or child-restraint systems.


Stage 1 — Rear-facing

- From birth until **at least** one year old and 9 kg (20 lbs).
- Place in back seat.
- Position centre-rear.
- Rear-facing as long as possible.
- NOT on front seat with an active airbag.



Infant seat:

- Rear-facing.




Infant/child seat (convertible):

- Rear-facing.
- Use a convertible seat in the rear-facing position if the baby has outgrown the weight limit of the infant seat.

Stage 2 — Forward-facing with tether

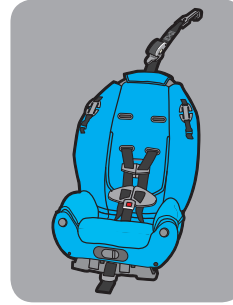
- Must be over one year old and over 9 kg (20 lbs).
- Up to **at least** 18 kg (40 lbs).
- Place in back seat.
- May remain rear-facing if allowed by manufacturer's weight limits.
- Always use with a tether strap.

Forward-facing infant/child seat (convertible):



Child/booster seat (convertible):

Taller children may fit a combination harness/booster seat better.



Stage 3 — Booster seat

Booster seats ensure proper seatbelt fit. They raise the child to correctly position the adult seatbelt across the bony structures of the chest and pelvis. It's safest if a child remains in a booster seat until they reach 145 cm (4'9").



- Must be over 18 kg (40 lbs).
- Required until **at least** nine years old OR 145 cm (4'9"), whichever comes first.
- Place in back seat.
- Booster is used with a lap/shoulder seatbelt.
- Position lap belt low over hip bones and shoulder belt over shoulder and in front of chest.
- Do NOT use a booster seat with only a lap belt.